

# Cloud ERP Implementation

## Product Profile

February-2025



# Table Of Contents

01

## Product Background

Cloud ERP capability

02

## Module Definition

List of ready to use module

03

## Project Proposal

How Takodam can implement cloud ERP to client



# 01. Product Background

## How Takodam Cloud ERP Started...



# Product Background

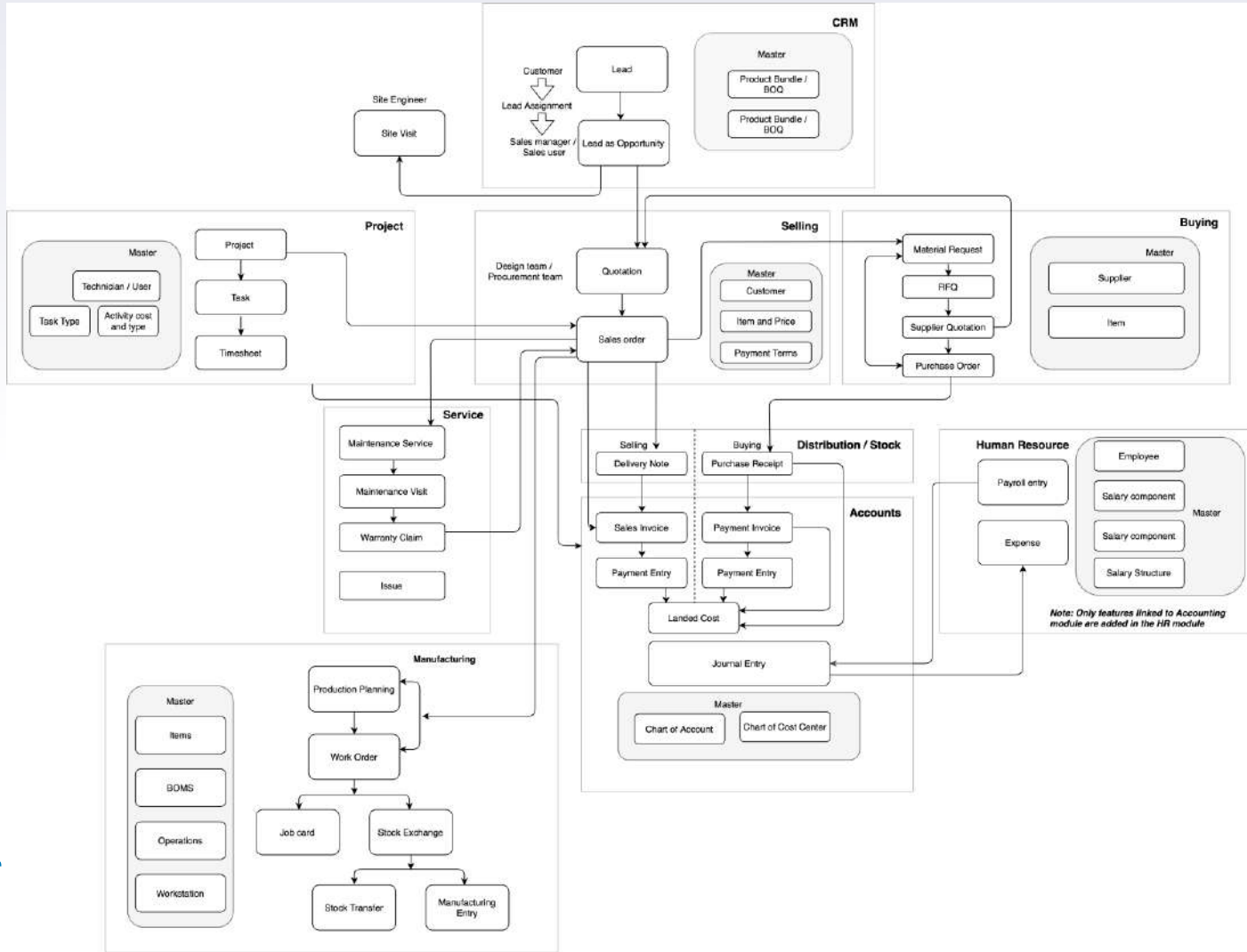
- ▶ With 4 years experience helping IKM in furniture industry, by improving their business process start from product catalogue, order, manufacture and financial statemen and also re-define their organization structure. Takodam has been successfully implemented cloud ERP and do customization for specific flow required by client such as monitor machine usage or create LMK (laporan mutasi kayu)
- ▶ Without proprietary license and unlimited user license with low monthly cost compared with commercial ERP in market, Takodam cloud ERP is feasible solution for IKM to digitalize their operational activity.
- ▶ Takodam cloud ERP has been used by several clients in furniture industry



## 02. Module Definition

Out of the box, Takodam cloud ERP has complete list of module that can be used by client without customization. Only need to do some setting in the UI.





- ▶ Include with E-Commerce and Point of Sale as sales channel
- ▶ Support backorder (made to build) product
- ▶ All flow from marketing, sales, purchasing, manufacturing, stock & inventory until accounting is out of the box and ready to use
- ▶ Fully customizable

The CRM Module interface is divided into several sections:

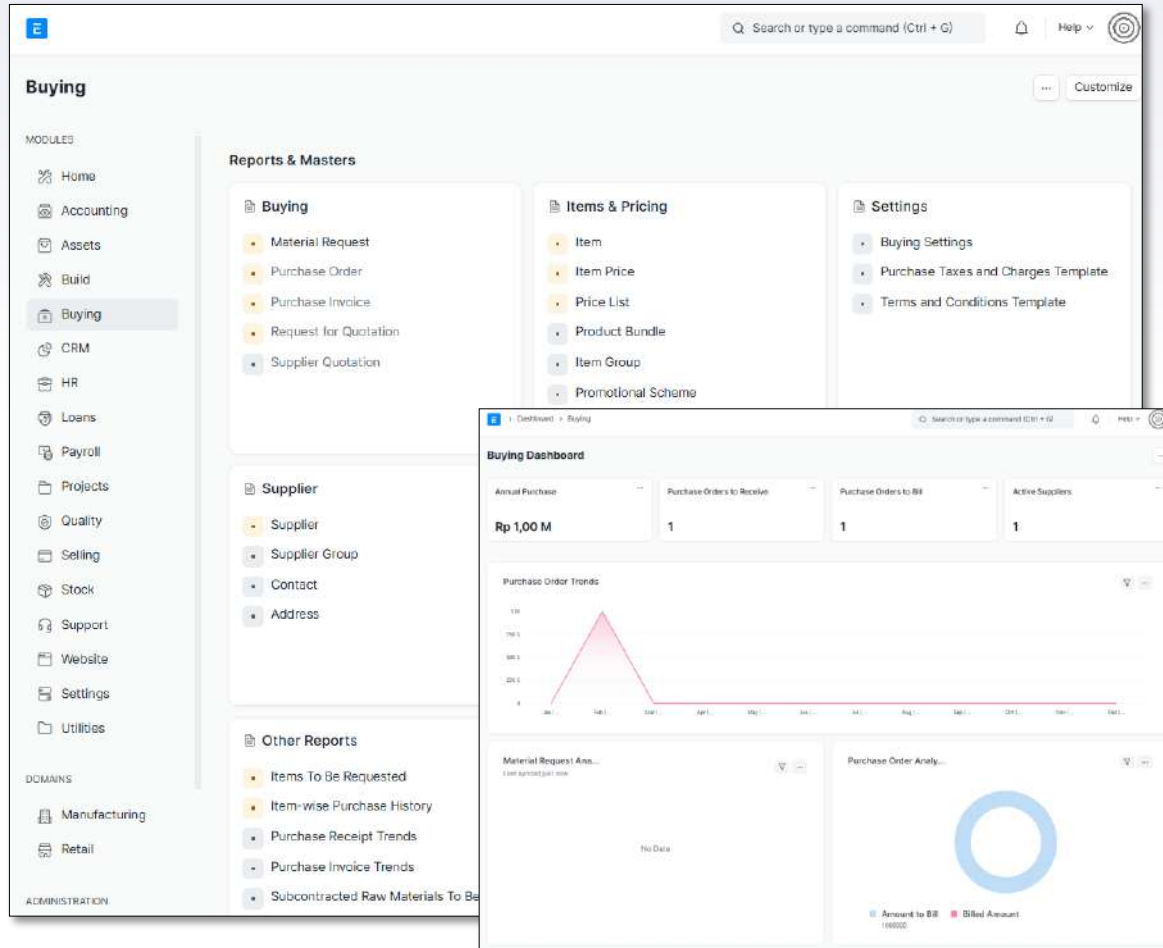
- Left Sidebar:** Contains navigation links for Home, Accounting, Assets, Build, Buying, CRM (highlighted), HR, Loans, Payroll, Projects, Quality, Selling, Stock, Support, Website, Settings, Utilities, Manufacturing, Retail, and Administration.
- Top Bar:** Includes a search bar, a help icon, and a 'Customize' button.
- Quick Access:** A grid of tiles for Penawaran, Lead (0 Open), Opportunity (0 Assigned), Customer, Sales Analytics, and Quotation Trend.
- Masters & Reports:** A section with links to Sales Pipeline, Reports, and Maintenance. The Sales Pipeline list includes Penawaran, Lead, Opportunity, Customer, Contact, Communication, Lead Source, Contract, and Newsletter.
- Sales Analytics (Detailed View):**
  - Filters:** Customer, Sales Product (dropdown menu), Value, and Date range (01-01-2023 to 31-12-2023).
  - Chart:** A line chart showing sales trends over time, with a peak in August 2023.
  - Table:** A table with columns for Customer, Customer Name, and monthly sales data from Jan 2023 to Jul 2023. The table shows data for three customers: KOL - 1, KOL - 2, and KOL - 3.

- ▶ Support campaign and sales pipeline
- ▶ From lead to opportunity until quotation and convert to sales order
- ▶ Customer and contact data master
- ▶ Create newsletter as promotional media

The screenshot displays the 'Selling' module interface. On the left is a sidebar with a 'Selling' menu item highlighted. The main area is divided into 'Reports & Masters' and 'Key Reports' sections. The 'Reports & Masters' section includes sub-menus for 'Selling' (Customer, Quotation, Sales Order, Sales Invoice, Blanket Order, Sales Partner, Sales Person), 'Items and Pricing' (Item, Item Price, Price List, Item Group, Product Bundle, Promotional Scheme), and 'Settings' (Selling Settings, Terms and Conditions Template, Sales Taxes and Charges Template, Lead Source, Customer Group, Contact). The 'Key Reports' section includes Sales Analytics, Sales Order Analysis, Sales Funnel, Sales Order Trends, Quotation Trends, Customer Acquisition and Loyalty, Inactive Customers, Sales Person-wise Transaction, and Item-wise Sales History. A 'Selling Dashboard' is also visible, showing key metrics: Penjualan Tahunan (Rp 0,00), Sales Orders to Deliver (28), Sales Orders to Bill (27), and Active Customers (82). Below these are charts for Sales Order Trends, Top Customers, and Sales Order Analysis.

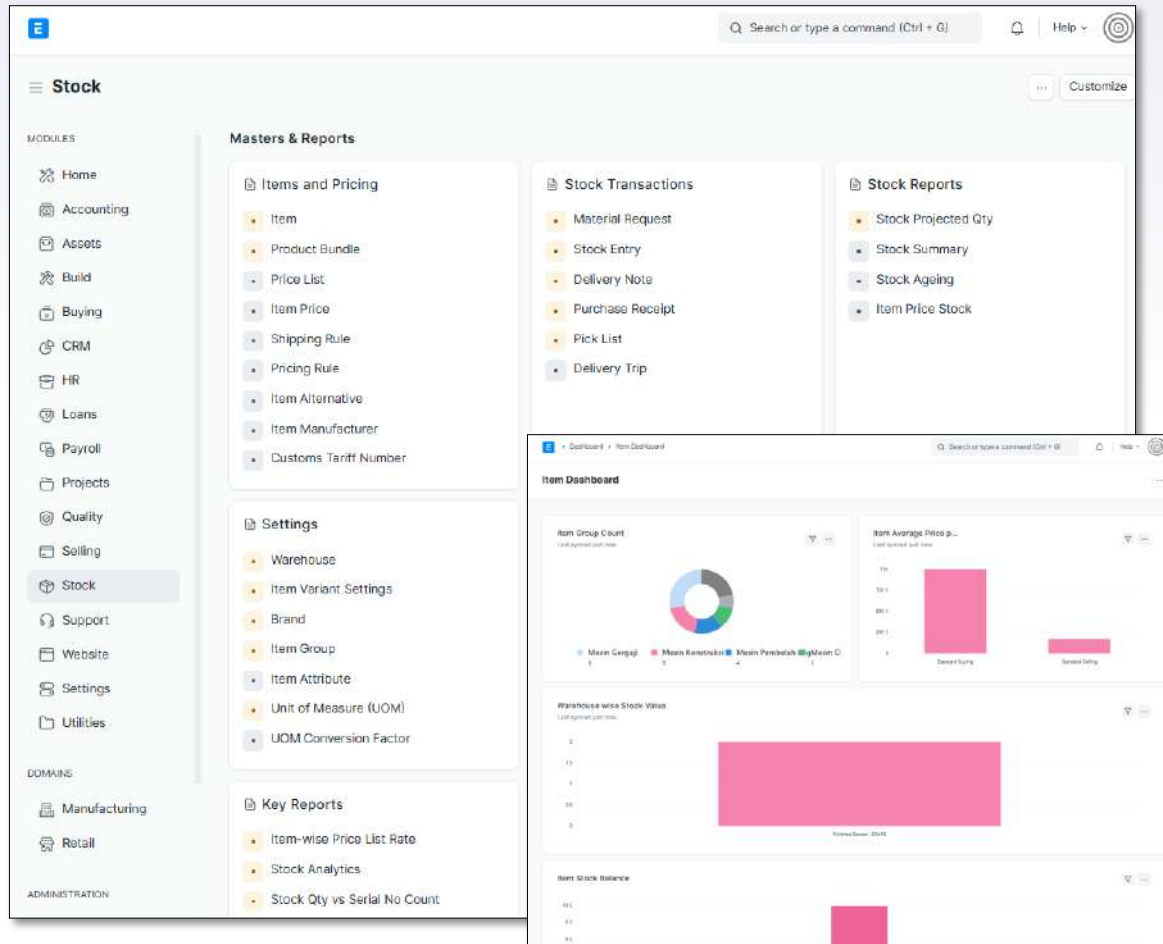
- ▶ Product including bundle and the price. Multiple product price and promo/offer based on area or customer group is possible
- ▶ Sales order until sales invoice generation
- ▶ Monitor and calculate sales person incentive





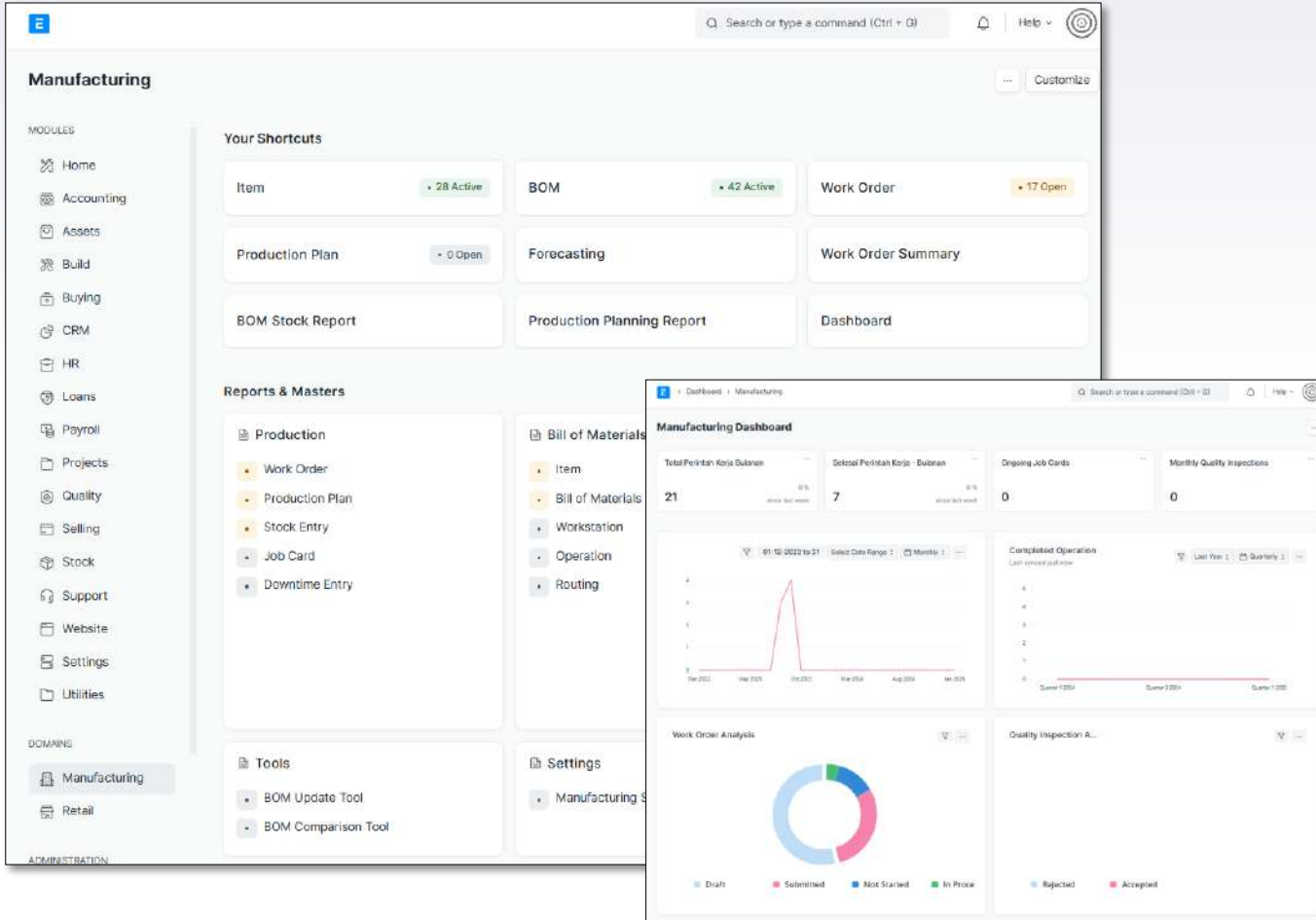
- ▶ Track or generate purchase order from sales order through material request
- ▶ Supplier and buying price data master
- ▶ Manage RFQ and supplier quotation
- ▶ Generate Purchase Receipt and Purchase Invoice
- ▶ Subcontracting to supplier

# Stock and Inventory Module



- ▶ Create warehouse tree to manage multiple location for the stock
- ▶ Identify stock based on actual, reserved, requested, ordered, projected quantity
- ▶ Handle reorder point or minimum safety stock for the raw material
- ▶ Batch and serial number on item
- ▶ Manage raw material on subcontract
- ▶ Quality inspection on inbound and outbound

# Manufacturing Module



The screenshot displays the Manufacturing Module interface, which includes a sidebar with modules and domains, a main dashboard with shortcuts and reports, and a detailed Manufacturing Dashboard with various charts and data.

**Manufacturing Module Interface:**

- Modules:** Home, Accounting, Assets, Build, Buying, CRM, HR, Loans, Payroll, Projects, Quality, Selling, Stock, Support, Website, Settings, Utilities.
- Domains:** Manufacturing, Retail.
- Administration:** BOM Update Tool, BOM Comparison Tool.
- Your Shortcuts:**
  - Item (28 Active)
  - BOM (42 Active)
  - Work Order (17 Open)
  - Production Plan (0 Open)
  - Forecasting
  - Work Order Summary
  - BOM Stock Report
  - Production Planning Report
  - Dashboard
- Reports & Masters:**
  - Production:** Work Order, Production Plan, Stock Entry, Job Card, Downtime Entry.
  - Bill of Materials:** Item, Bill of Materials, Workstation, Operation, Routing.
  - Tools:** BOM Update Tool, BOM Comparison Tool.
  - Settings:** Manufacturing S...

**Manufacturing Dashboard:**

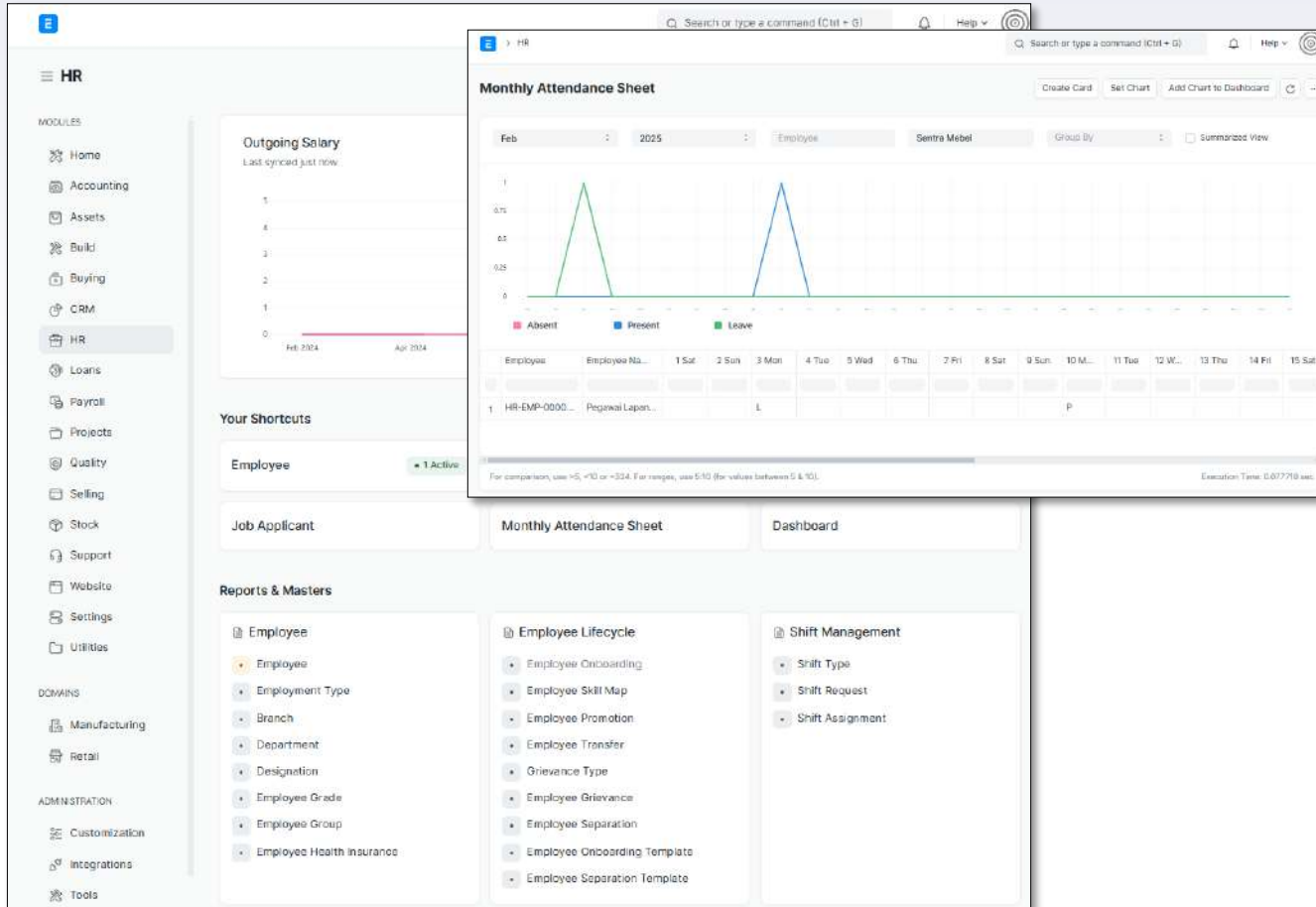
- Total Perintah Kerja Bulanan:** 21 (95% above last month)
- Selesai Perintah Kerja - Bulanan:** 7 (95% above last month)
- Ongoing Job Cards:** 0
- Monthly Quality Inspections:** 0
- Completed Operation:** Last sync: not now
- Work Order Analysis:** Donut chart showing Draft, Submitted, Not Started, In Progress, Rejected, and Accepted.
- Quality Inspection A...:** Chart showing inspection results over time.

- ▶ Create work order to fulfill sales order
- ▶ BoM for each finished goods. Support multilevel BoM for product that needs assembly
- ▶ Production plan for manufacture multiple sales order in the same time. Including create PO for the raw material
- ▶ Monitor manufacture process until floor level. Calculate cost production using hour rate.

# Finance And Accounting Module

The screenshot displays the Takodam Finance and Accounting Module interface. The main menu on the left includes sections for Accounting, Assets, Build, Buying, CRM, HR, Loans, Payroll, Projects, Quality, Selling, Stock, Support, Website, Settings, Utilities, and Administration. The Accounting section is expanded, showing a list of modules: Home, Accounting, Assets, Build, Buying, CRM, HR, Loans, Payroll, Projects, Quality, Selling, Stock, Support, Website, Settings, Utilities, and Administration. The main content area is divided into three columns: Reports & Masters, General Ledger, and Accounts Receivable. The Reports & Masters column includes Accounting Masters (Company, Chart of Accounts, Accounts Settings, Fiscal Year, Accounting Dimension, Finance Book, Accounting Period, Payment Term) and Accounts Payable (Purchase Invoice, Supplier, Payment Entry, Accounts Payable, Accounts Payable Summary, Purchase Register, Item-wise Purchase Register, Purchase Order Analysis, Received Items To Be Billed). The General Ledger column includes Journal Entry, Journal Entry Template, General Ledger, Customer Ledger Summary, and Supplier Ledger Summary. The Accounts Receivable column includes Sales Invoice, Customer, Payment Entry, Payment Request, Accounts Receivable, Accounts Receivable Summary, and Sales Register. Below the main menu, there are sections for Balance Sheet, Chart of Accounts, and Multi Currency. The Balance Sheet section shows a table with columns for Account, Debit, and Credit. The Chart of Accounts section shows a tree view of accounts. The Multi Currency section shows a table with columns for Currency, Currency Exchange, and Exchange Rate Revaluation.

- ▶ Manage chart of account (Indonesia standard CoA is ready)
- ▶ Convert all transaction (selling and buying) in system into financial transaction
- ▶ Balance sheet, cash flow, profit and loss report
- ▶ General Ledger
- ▶ Payment module (Term of Payment, Payment Entry)
- ▶ AR, AP, Profitability Analysis, Cost Center



- ▶ Employee, Department, Grade/Position, Designation data master
- ▶ Shift Management
- ▶ Attendance and Leaves Management
- ▶ Expense Claims
- ▶ Recruitment
- ▶ Appraisal
- ▶ Performance

# Payroll Module

The screenshot displays the Payroll Module interface. The top navigation bar includes a search bar, a bell icon, and a help icon. The left sidebar lists various modules: Home, Accounting, Assets, Build, Buying, CRM, HR, Loans, Payroll (highlighted), Projects, Quality, Selling, Stock, Support, Website, Settings, and Utilities. Below the sidebar, the main content area is divided into sections: 'Your Shortcuts' with links to Salary Structure, Payroll Entry, Salary Slip, Income Tax Slab, Salary Register, and Dashboard; 'Reports & Masters' with a list of Payroll-related items; and 'Reports' with a list of various reports. The right side of the interface shows a detailed 'Salary Slip' for employee HRI-EMP-00001, dated 19-02-2025. The slip includes a company logo, employee details, posting date, start/end dates, salary structure, and a breakdown of earnings and deductions.

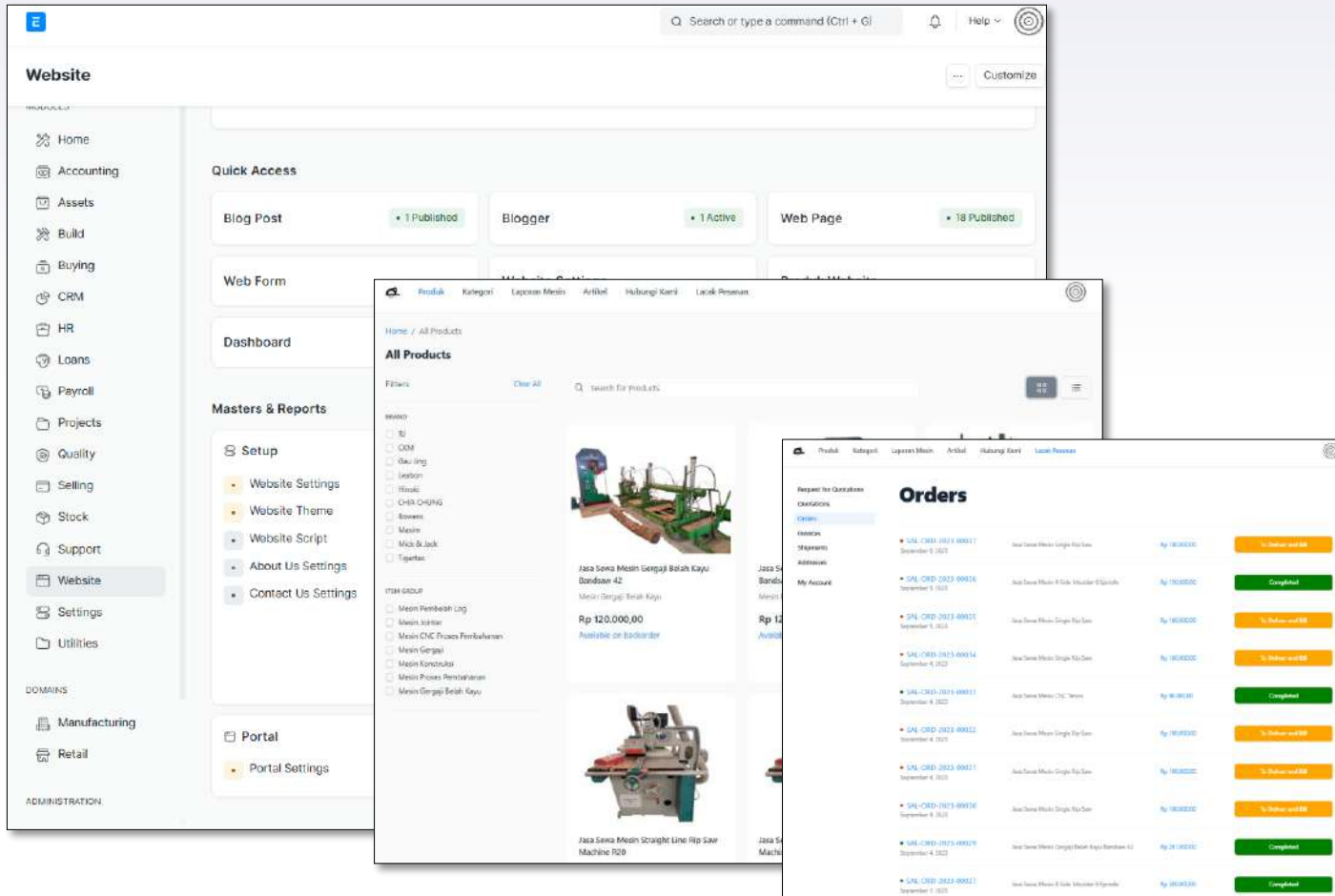
**Salary Slip Details:**

No	Component	Amount	Year To Date	Tax & Social Security
1	Gross Pay	Rp 2.500.000,00	Rp 2.500.000,00	9,0
Gross Pay (Company Currency)		Rp 2.500.000,00		
Gross Year To Date		Rp 2.500.000,00		
Gross Year To Date/Company Currency		Rp 0,00		
Total Principal Amount		Rp 0,00		

**Total Deductions:** Rp 0,00  
**Total Deduction (Company Currency):** Rp 0,00  
**Total Deduction Year To Date:** Rp 0,00  
**Total Deduction Year To Date/Company Currency:** Rp 0,00  
**Total Loss/Regulation:** Rp 0,00

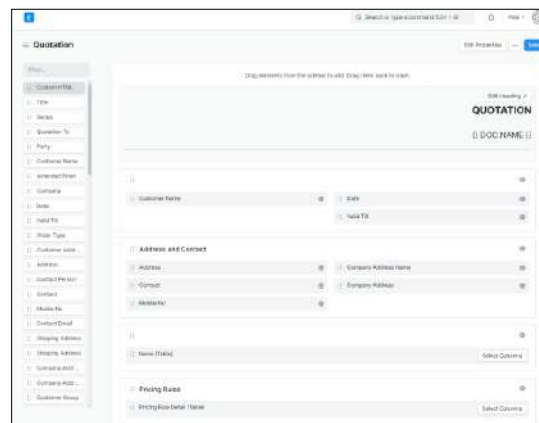
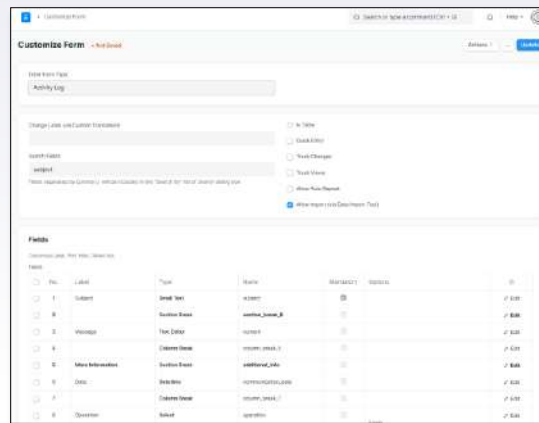
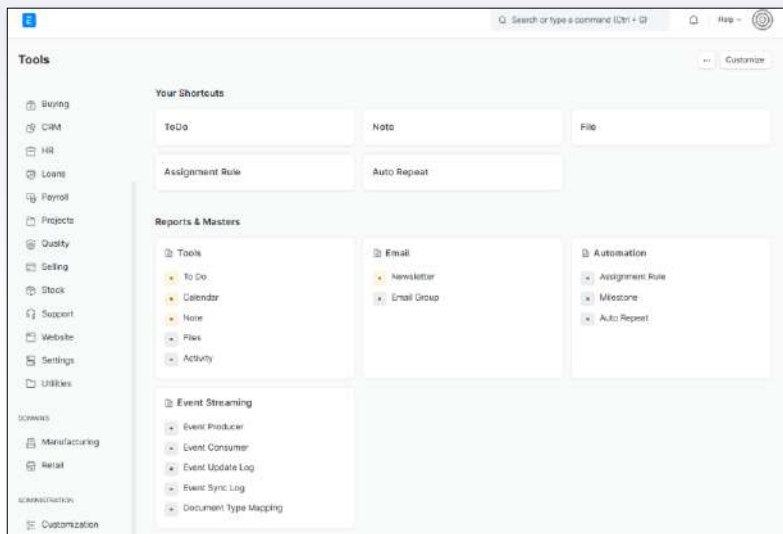
- ▶ Salary structure and component
- ▶ Payroll entry
- ▶ Salary Slip
- ▶ Incentive and additional salary
- ▶ Employee tax

# Website and E-commerce Module

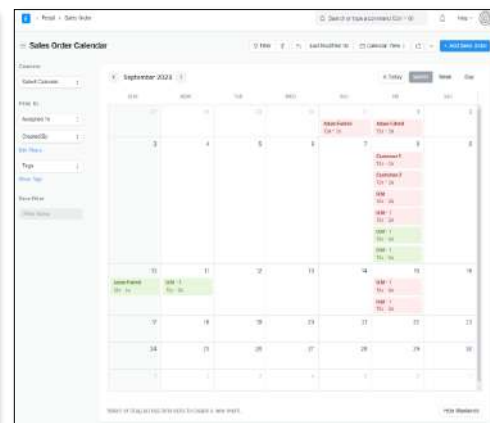
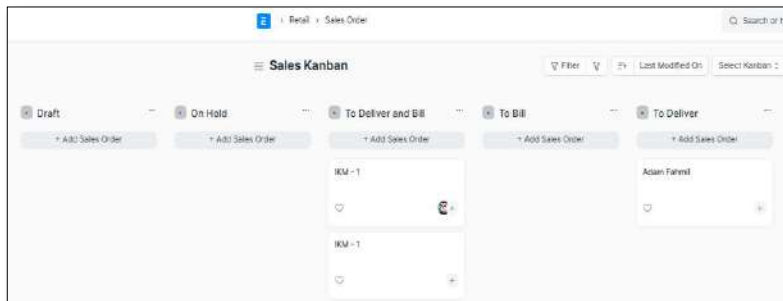


- ▶ Create website and e-commerce on top of ERP, no need different platform
- ▶ Directly manage product catalogue and publish to website
- ▶ Customer cart and portal for managing the order

# Productivity Tools



- ▶ View all data in multiple view like kanban, gantt chart, or calendar view
- ▶ Customize form and document print format using drag n drop
- ▶ Support assignment, to do, notes and history on each document

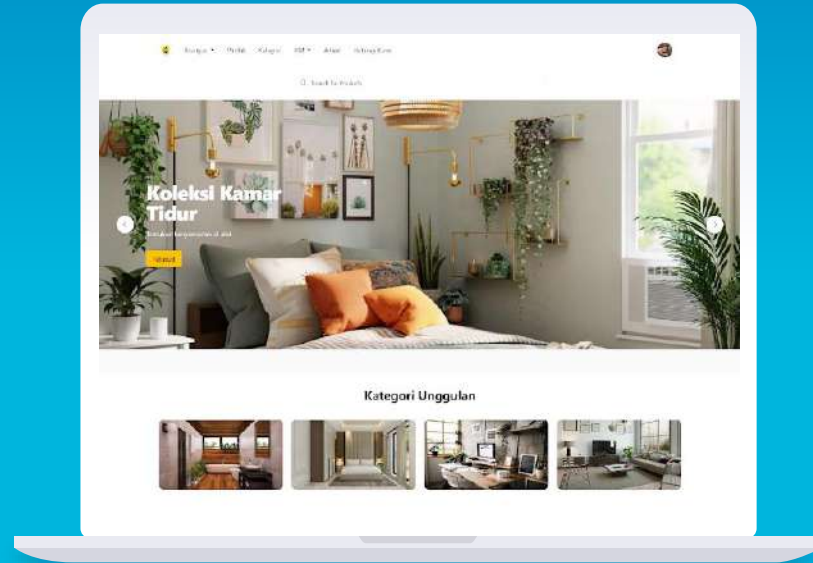




Takodam Cloud ERP  
 used as **Product  
 Catalogue** for all IKM in  
 Sragen to manage and  
 publish their products.

Module Implemented:

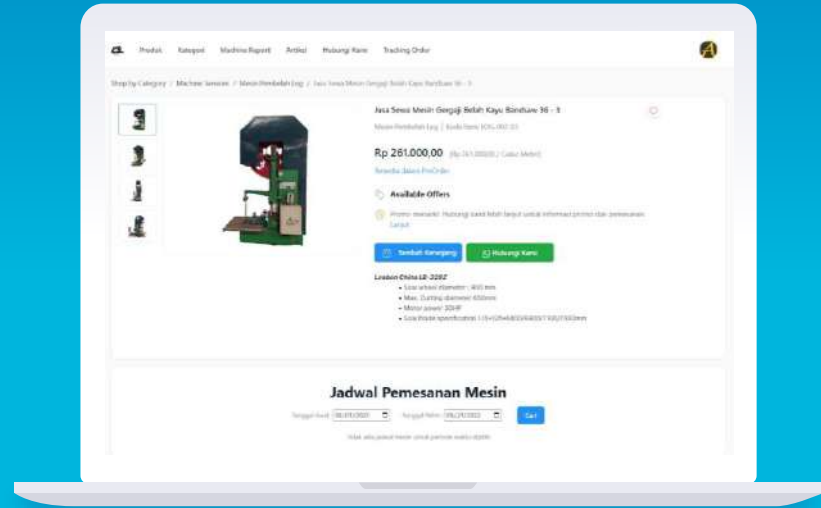
- ▶ Item Master
- ▶ Website and Customer Portal
- ▶ Quotation



# Takodam Cloud ERP used as **Production Monitoring** for Factory Sharing Sragen

## Module Implemented:

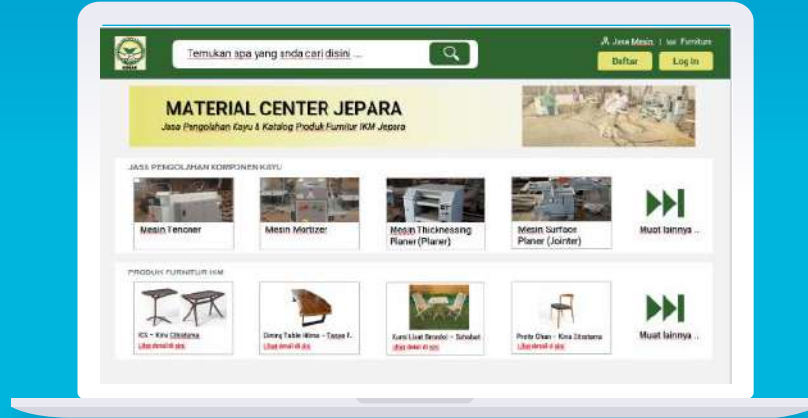
- ▶ Item Master
- ▶ Website and Customer Portal
- ▶ Quotation
- ▶ Sales Order
- ▶ Work Order
- ▶ Production Plan
- ▶ Machine Schedule



# Takodam Cloud ERP used as Production Monitoring for Material Center Jepara by Kidjar.

## Module Implemented:

- ▶ Item Master
- ▶ Website and Customer Portal
- ▶ Quotation
- ▶ Sales Order
- ▶ Work Order
- ▶ Production Plan
- ▶ Machine Schedule
- ▶ Whatsapp Business API



## 03. Project Proposal

### Project Type

Flexible project implementation, whether executed as PROJECT so that all code will be owned by client in their infra. Or as MANAGED SERVICE where client only need to know how to use the system (infrastructure and operation will be handled by Takodam)

### Budget

- No license cost
- Cost only calculated based on mandays rate



### Takodam Expertise

4 years experience in manufacture, logistic and e-commerce area, especially in furniture industry and 4PL logistics.



# CONTACT US

-  Wira Yudha Sauma Prasetya
-  0812-944-268-49
-  [wira.prasetya@logswalker.com](mailto:wira.prasetya@logswalker.com)
-  [www.logswalker.com](http://www.logswalker.com)